

# TOP JOBS IN THE NORTHERN TIER

---

The following charts identify the top jobs in the Northern Tier according to projected changes in employment between 2012 and 2015, using data from Economic Modeling Specialists, Incorporated.

There are three (3) categories of jobs to consider:

1. Occupations that typically require *less than 4 years of postsecondary education*,
2. Occupations that typically require a *4-year degree (bachelor's degree) or higher*, and
3. *Emerging occupations*.

Emerging occupations are those that currently have less than 100 local jobs with median wages of \$12.50 or more per hour.

Top jobs are identified by two separate methods:

1. Occupations with the highest *percentage* of projected annual job openings-these occupations are referred to as the fastest growing, and
2. Occupations with the highest *number* of projected annual openings.

The percentages shown for the “fastest growing” charts refer to the number of projected annual job openings as a percent of current employment levels.

For both types of top jobs (fastest growing and highest number of openings), job openings include **new job openings**, which are created due to business expansion or new companies opening, and **replacement job openings** that occur as the result of employee turnover.

Additionally, each chart includes the current median hourly occupational wage. Occupational wages do not include benefits. Also, the occupation's bar chart is highlighted in red if it is currently on the regional High Priority Occupation list.

For additional information, please contact:

Northern Tier Regional Planning & Development Commission  
312 Main Street  
Towanda, PA 18848  
570.265.9103 (P)  
570.265.7585 (F)



## Fastest Growing Occupations that Require Less than 4 Years of Postsecondary Education



Source: Economic Modeling Specialists, Incorporated Complete Employment-2012.4

Based on projected **annual** job openings (new and replacement) from 2012 to 2015 as a **percent** of current jobs in each occupation

Median hourly wages are presented; wages do not include benefits

To be considered in this list, occupations must have at least 100 jobs, median hourly wages of \$12.50 or more, and common education levels of less than a bachelor's degree

Occupations that appear on the 2012 High Priority Occupations list are highlighted in **red**

## Most Job Openings for Occupations that Require Less than 4 Years of Postsecondary Education



Source: Economic Modeling Specialists, Incorporated Complete Employment-2012.4

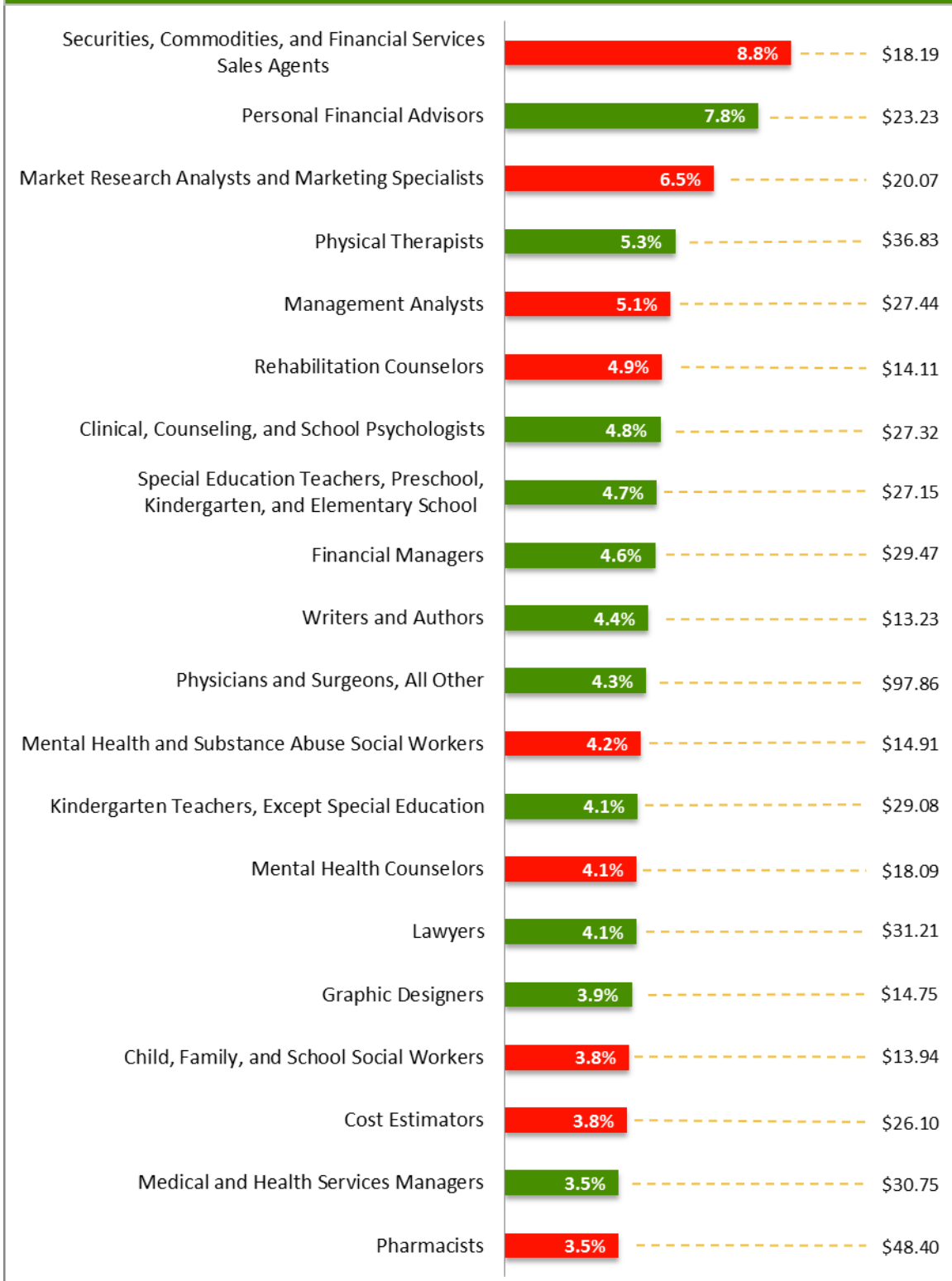
Based on projected **annual** job openings (new and replacement) from 2012 to 2015

Median hourly wages are presented; wages do not include benefits

To be considered in this list, occupations must have at least 100 jobs, median hourly wages of \$12.50 or more, and common education levels of less than a bachelor's degree

Occupations that appear on the 2012 Local High Priority Occupations list are highlighted in **red**

## Fastest Growing Occupations that Require a Bachelor's Degree or Higher



Source: Economic Modeling Specialists, Incorporated Complete Employment-2012.4

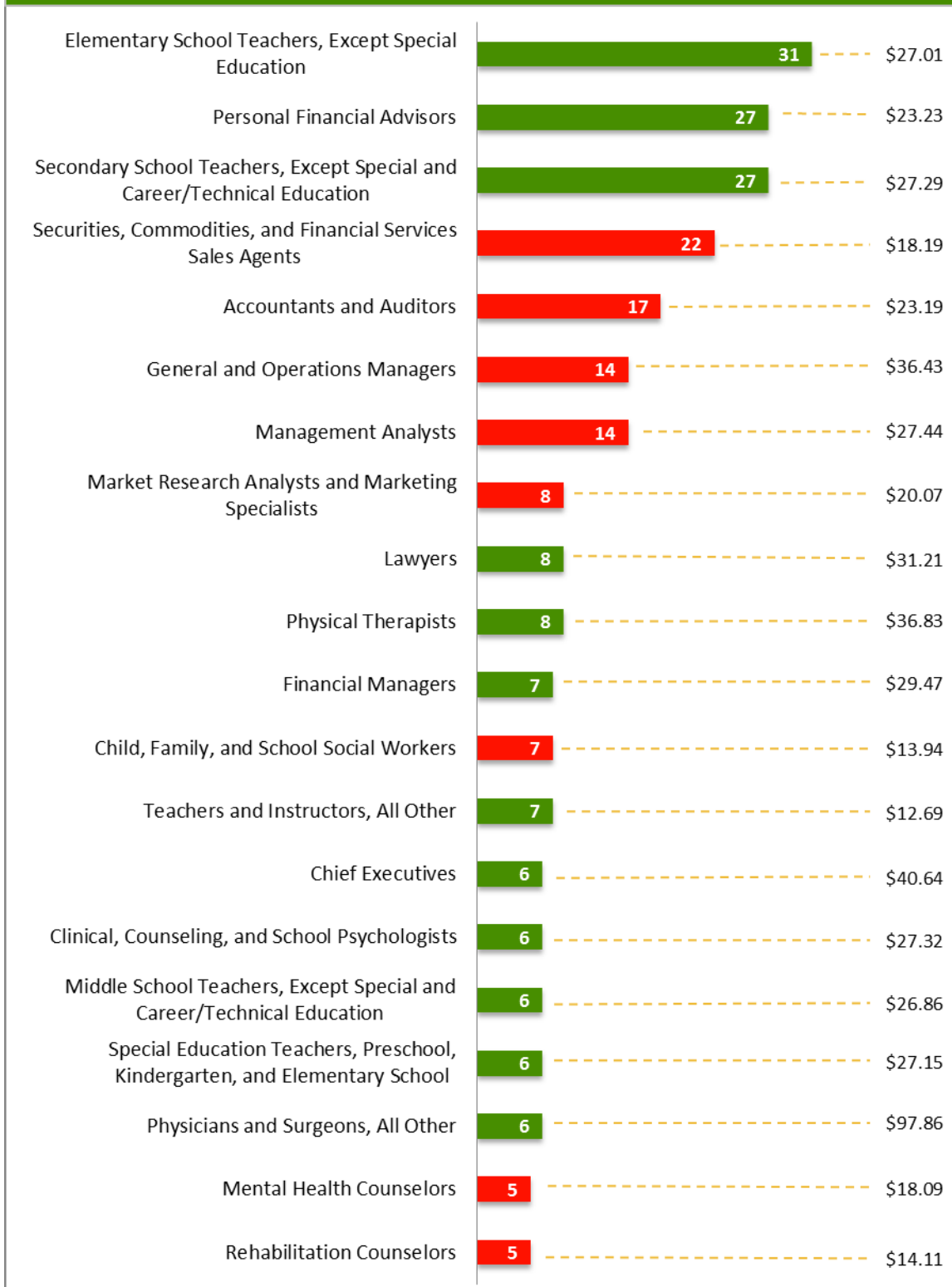
Based on projected **annual** job openings (new and replacement) from 2012 to 2015 as a **percent** of current jobs in each occupation

Median hourly wages are presented; wages do not include benefits

To be considered in this list, occupations must have at least 100 jobs, median hourly wages of \$12.50 or more, and common education levels of a bachelor's degree or higher

Occupations that appear on the 2012 High Priority Occupations list are highlighted in **red**

## Most Job Openings for Occupations that Require a Bachelor's Degree or Higher



Source: Economic Modeling Specialists, Incorporated Complete Employment-2012.4

Based on projected *annual* job openings (new and replacement) from 2012 to 2015

Median hourly wages are presented; wages do not include benefits

To be considered in this list, occupations must have at least 100 jobs, median hourly wages of \$12.50 or more, and common education levels of bachelor's degree or higher

Occupations that appear on the 2012 Local High Priority Occupations list are highlighted in **red**

## Fastest Growing *Emerging* Occupations



Source: Economic Modeling Specialists, Incorporated Complete Employment-2012.4

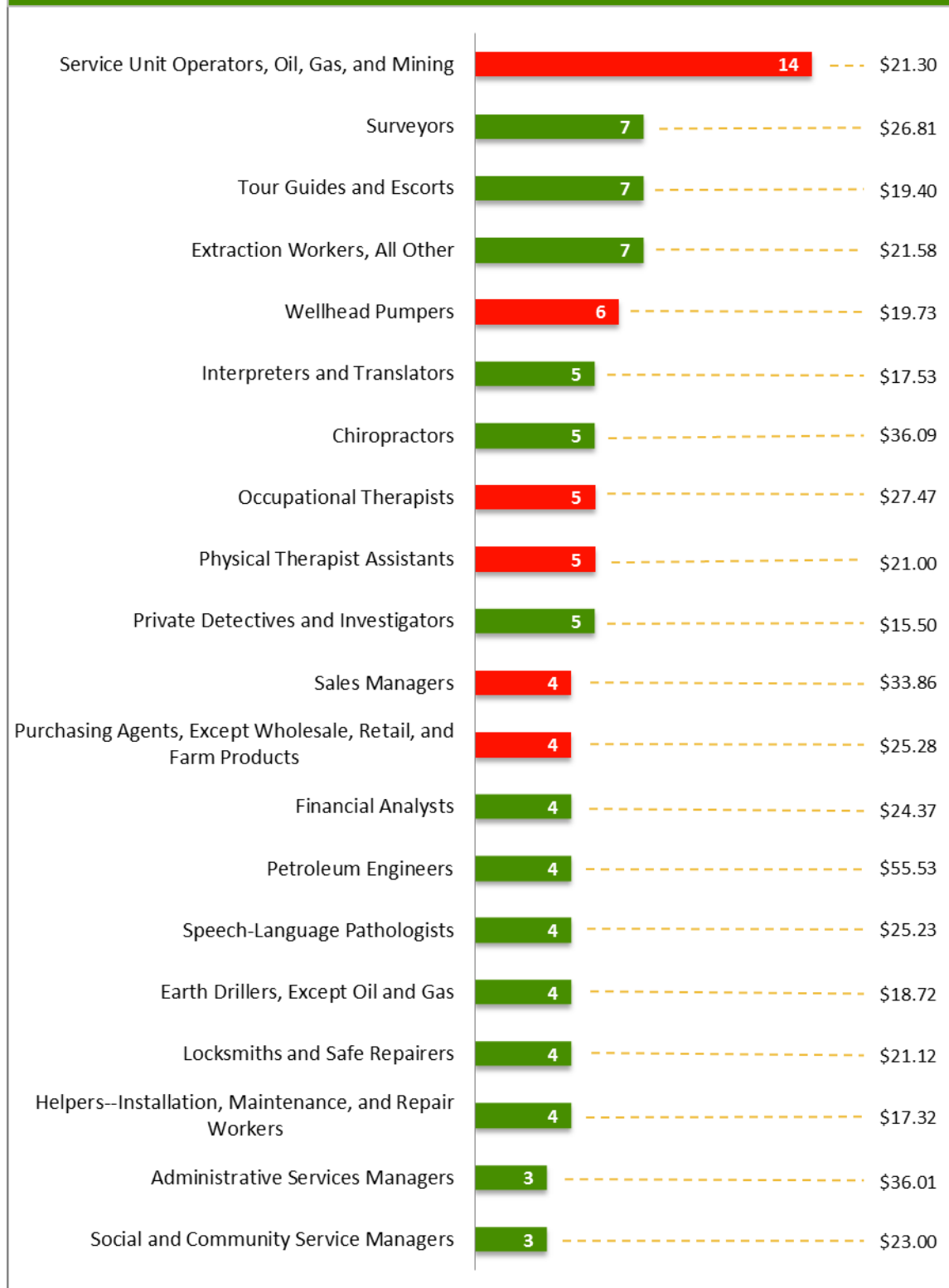
Based on projected **annual** job openings (new and replacement) from 2012 to 2015 as a **percent** of current jobs in each occupation

Median hourly wages are presented; wages do not include benefits

To be considered in this list, occupations must have less than 100 jobs and median hourly wages of \$12.50 or more

Occupations that appear on the 2012 High Priority Occupations list are highlighted in **red**

## Most Job Openings for *Emerging* Occupations



Source: Economic Modeling Specialists, Incorporated Complete Employment-2012.4  
 Based on projected *annual* job openings (new and replacement) from 2012 to 2015  
 Median hourly wages are presented; wages do not include benefits  
 To be considered in this list, occupations must have less than 100 jobs and median hourly wages of \$12.50 or more  
 Occupations that appear on the 2012 High Priority Occupation list are highlighted in **red**